

INVESTOR CV

@optionsatlas

Owen Vale

Individual Investor / Singapore / USD / SPY / Singapore

Options education on structure, volatility and payoff intuition.

INVESTOR CURRICULUM

Professional snapshot

Identity, capital context and public record in one place.

Financial disclosure follows the profile visibility rules, using USD as the reporting base when absolute figures are allowed.

PUBLIC RETURN

+2.55%

WIN RATE

100.0%

CAPITAL DEPLOYED

25.1%

CASH RESERVE

74.9%

Record details

Profile access	Public record
Profile mode	Individual Investor
Reporting base	Singapore / USD
Benchmark	SPY
Display mode	Absolute + %
Search surface	Visible in search
Followers	2
Following	0
Profile views	21
Verified trades	11
Execution rate	100.0%

Track record

Performance history

Headline metrics and cumulative behavior in the same visual rhythm used by the live profile.

LIFETIME YIELD

+2.55%

WIN RATE

100.0%

PROFIT FACTOR

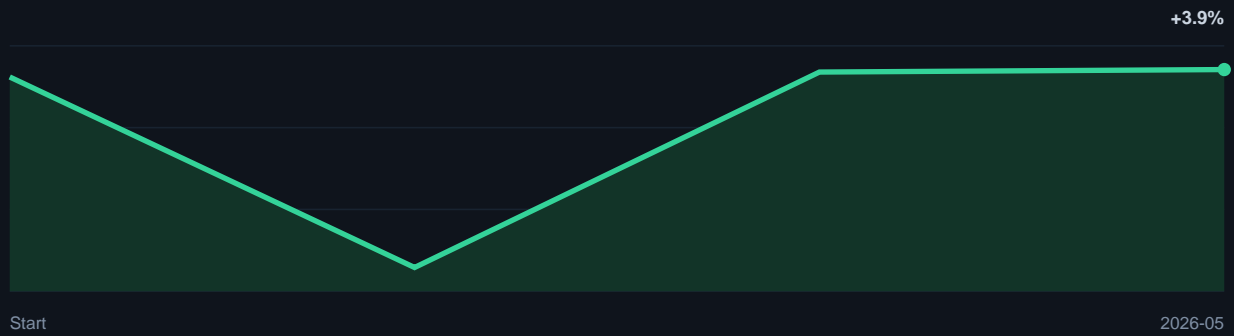
Infinity

MAX DRAWDOWN

N/A

Equity path

Rolling monthly equity normalized to the first visible checkpoint.

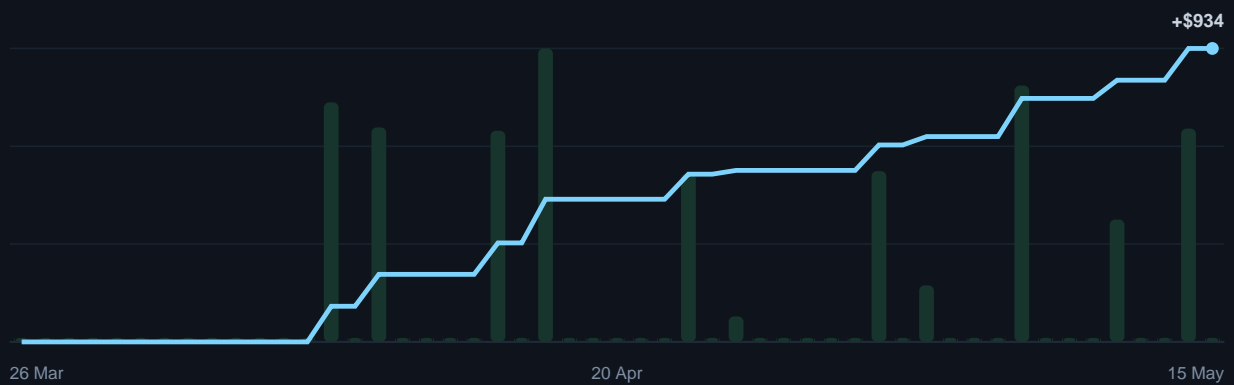


Adaptive P&L path

Realized result since the first order. Recent histories expand to hours, then compress to days and later months as the record matures.

Daily view / Since 26 Mar 2026

Interval result in bars. Cumulative realized in the blue line.



No periods are highlighted by default. Whoever analyzes the record decides which windows matter.


Capital profile

Book composition and consistency

Portfolio mix, cash base and monthly discipline.

Book composition

Relative allocation across the active capital base.



Capital facts

Primary base USD, professional

Capital deployed	25.1%
Cash reserve	74.9%
Stocks share	0.0%
Crypto share	0.0%
ETF share	25.1%
Execution rate	100.0%
Risk profile	Moderate
Goal	Capital Growth

Monthly consistency

Compressed monthly map of operating consistency.

Year	Jan	Feb	Mar	Apr	May	Jun	Jul	Aug	Sep	Oct	Nov	Dec
2026	+0.0	+0.0	+0.0	+2.6	+1.7	+0.0	+0.0	+0.0	+0.0	+0.0	+0.0	+0.0

Verified record

Closed trade archive

Closed trades already absorbed into the public investor record.

ASSET	CONTEXT	DIRECTION	RESULT	CLOSED
QQQ	ETF · verified execution	LONG	+3.54%	14 May 2026
SPY	ETF · verified execution	LONG	+2.35%	11 May 2026
QQQ	ETF · verified execution	LONG	+3.78%	07 May 2026
SPY	ETF · verified execution	LONG	+0.94%	03 May 2026
QQQ	ETF · verified execution	LONG	+2.51%	01 May 2026
SPY	ETF · verified execution	LONG	+0.54%	25 Apr 2026

QQQ	ETF · verified execution	LONG	+2.78%	23 Apr 2026
SPY	ETF · verified execution	LONG	+4.37%	17 Apr 2026
QQQ	ETF · verified execution	LONG	+3.73%	15 Apr 2026
SPY	ETF · verified execution	LONG	+3.36%	10 Apr 2026
QQQ	ETF · verified execution	LONG	+3.70%	08 Apr 2026

Generated by Linvesther on May 15, 2026 at 06:17 UTC